



US00D829726S

(12) **United States Design Patent** (10) **Patent No.:** **US D829,726 S**
Zahn (45) **Date of Patent:** **** Oct. 2, 2018**

(54) **KEYBOARD**
(71) Applicant: **DESKO GmbH**, Bayreuth (DE)
(72) Inventor: **Werner Zahn**, Bayreuth (DE)
(73) Assignee: **DESKO GmbH**, Bayreuth (DE)
(**) Term: **15 Years**
(21) Appl. No.: **29/563,833**
(22) Filed: **May 9, 2016**
(30) **Foreign Application Priority Data**
Dec. 4, 2015 (EM) 002890392
(51) **LOC (11) CL.** **14-02**
(52) **U.S. CL.**
USPC **D14/455**
(58) **Field of Classification Search**
USPC D14/240, 138, 318, 341, 391-399, 443,
D14/455, 456, 315, 434; D18/1, 2, 7;
400/484-489
CPC G06F 1/16; G06F 1/1616; G06F 1/162;
G06F 1/1601; G06F 1/1626; G06F
3/0202; G06F 1/1632; G06F 1/1654;
G09B 13/04
See application file for complete search history.

(56) **References Cited**
U.S. PATENT DOCUMENTS
D281,608 S * 12/1985 Bertone D14/455
D325,200 S * 4/1992 Riley D14/396
D373,575 S * 9/1996 Fornes D14/396

D410,454 S * 6/1999 Chen D14/398
D449,613 S * 10/2001 Matsuoka D14/396
D457,889 S * 5/2002 Baker D14/455
D484,511 S * 12/2003 Registre D14/396
D503,711 S * 4/2005 Fukami D14/396
D526,319 S * 8/2006 Ohno D14/391
D678,276 S * 3/2013 Park D14/391
D684,576 S * 6/2013 Lee D14/392
D697,470 S * 1/2014 Raeber D13/102
D718,766 S * 12/2014 Tsuda D14/396
D719,573 S * 12/2014 Schake D14/392
D780,756 S * 3/2017 Crisp D14/391
D780,757 S * 3/2017 Crisp D14/391

* cited by examiner
Primary Examiner — Susan Bennett Hattan
Assistant Examiner — Harold E Blackwell, II
(74) *Attorney, Agent, or Firm* — K. David Crockett, Esq.;
Niky Economy Syrengelas, Esq.; Crockett & Crockett, PC

(57) **CLAIM**
The ornamental design for a keyboard, as shown and described.

DESCRIPTION
FIG. 1 is a perspective view of a keyboard showing my new design;
FIG. 2 is a top view of FIG. 1;
FIG. 3 is a bottom view of FIG. 1;
FIG. 4 is a left side view of FIG. 1;
FIG. 5 is a right side view of FIG. 1;
FIG. 6 is a back view of FIG. 1; and,
FIG. 7 is a front view of FIG. 1.
The broken lines depict portions of the keyboard which form no part of the claimed design.

1 Claim, 5 Drawing Sheets

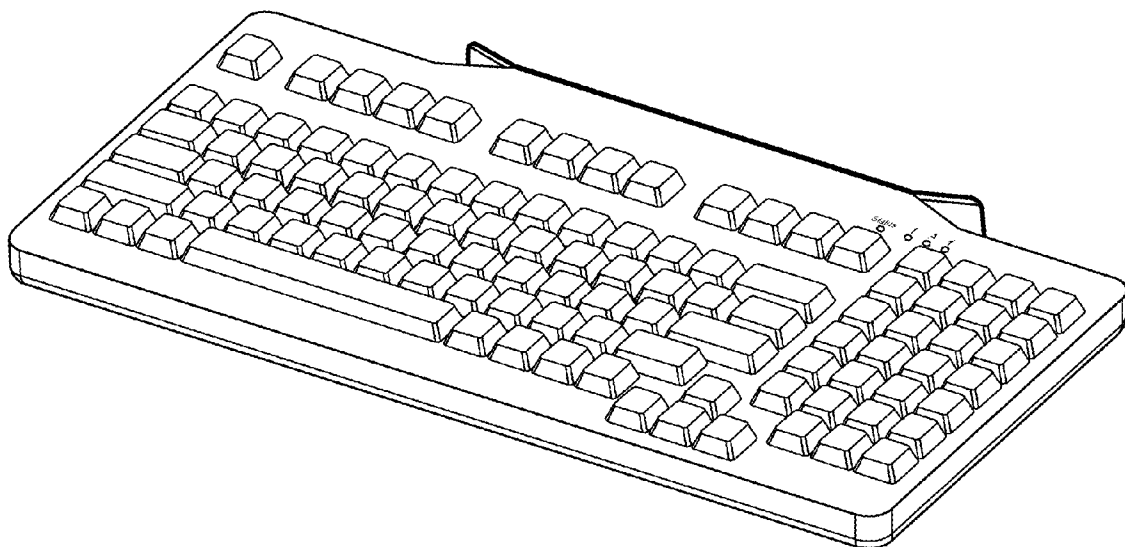


Fig. 1

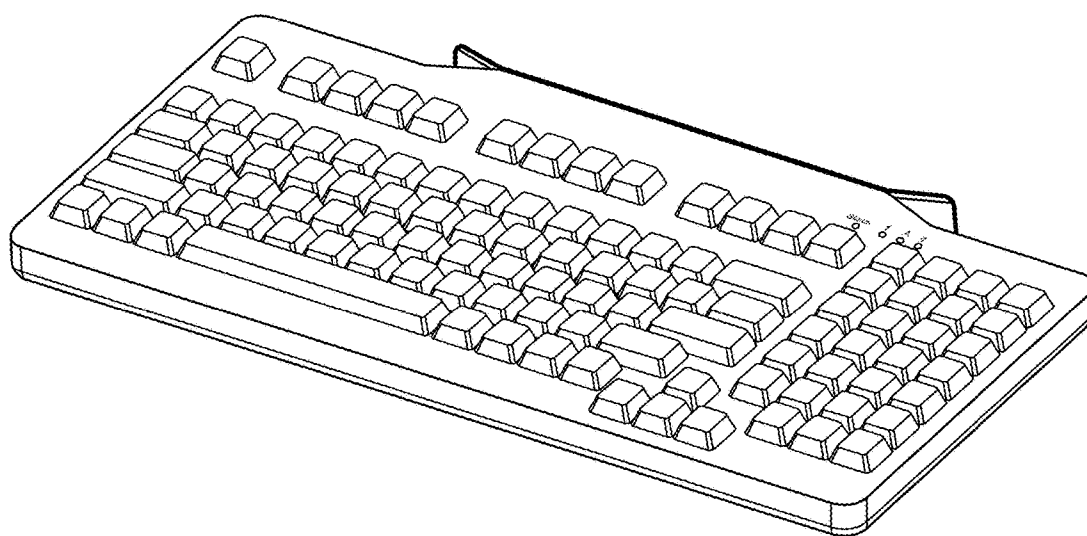


Fig. 2

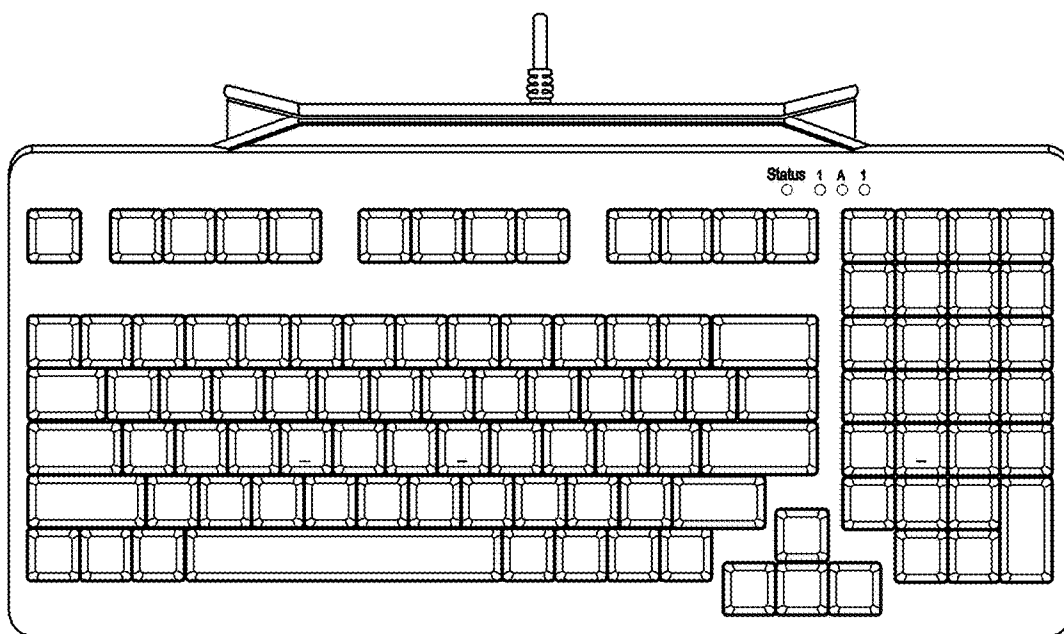


Fig. 3

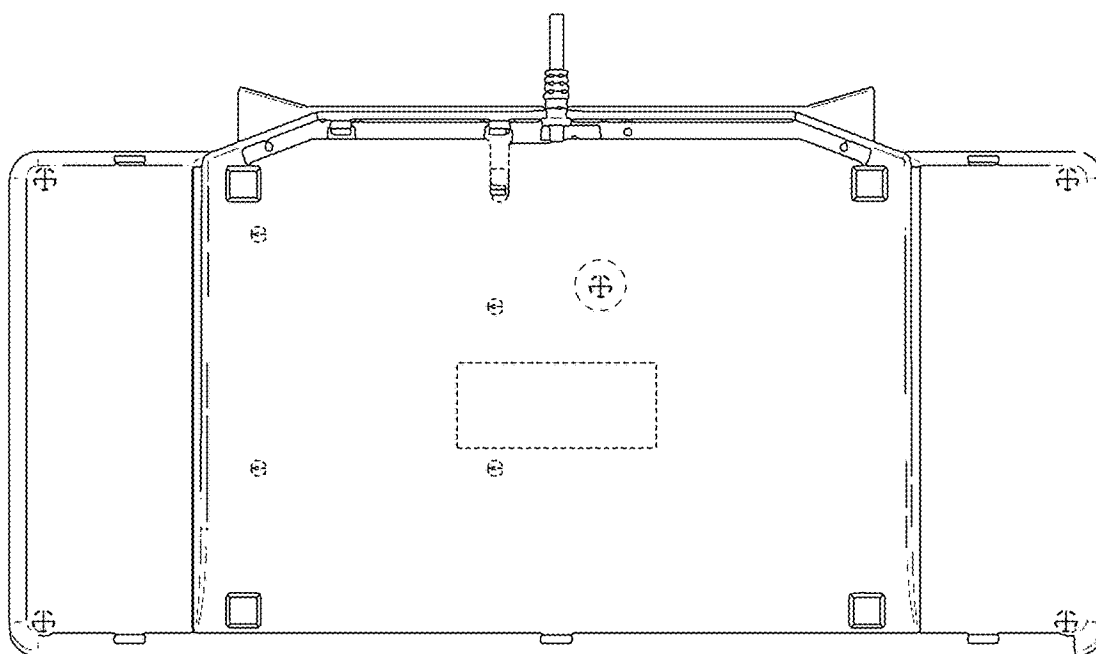


Fig. 4

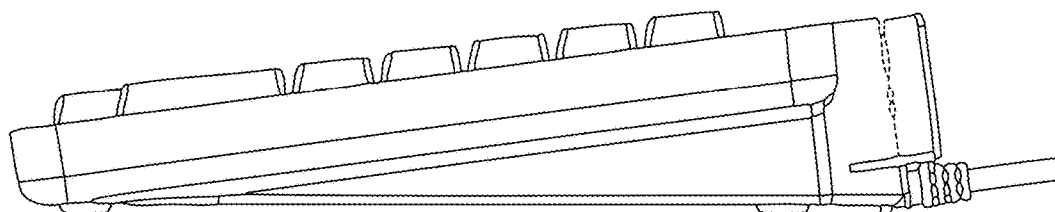


Fig. 5

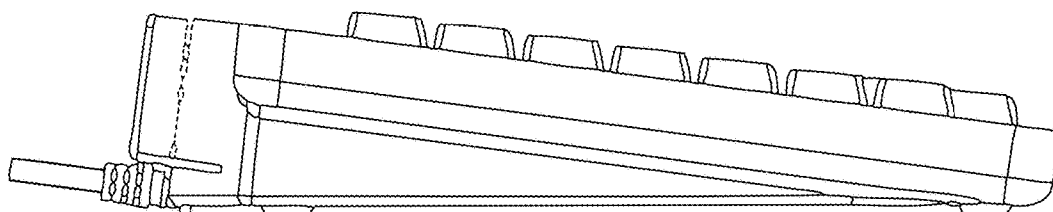


Fig. 6

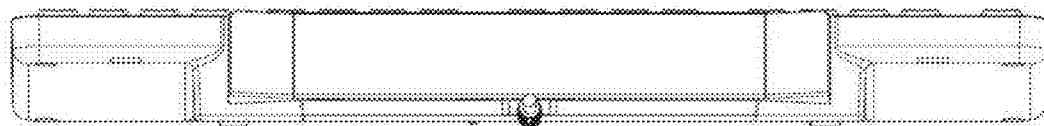


Fig. 7

