



US00D800599S

(12) **United States Design Patent** (10) **Patent No.:** **US D800,599 S**
Dodd (45) **Date of Patent:** **** Oct. 24, 2017**

(54) **FLOWERPOT** 4,604,825 A * 8/1986 Mainprice A01G 23/04
37/302

(71) Applicant: **William Gregory Dodd**, Long Beach, CA (US) D286,249 S * 10/1986 Carlson D7/587
D350,912 S * 9/1994 Stansfield D11/152
5,471,788 A * 12/1995 Willes A01G 23/02
47/73

(72) Inventor: **William Gregory Dodd**, Long Beach, CA (US) D378,287 S * 3/1997 Alligood D11/143
6,405,482 B1 * 6/2002 Skaife A01G 27/006
47/79

(**) Term: **15 Years** D470,723 S * 2/2003 Carels D7/587
D536,277 S * 2/2007 Cabeza D11/152
D548,530 S * 8/2007 Dien D7/560

(21) Appl. No.: **29/549,895** D636,702 S * 4/2011 White D11/152
D687,345 S * 8/2013 Urquiola D11/154
8,656,640 B2 * 2/2014 Bitel A01G 23/04
47/73

(22) Filed: **Dec. 29, 2015**

(51) **LOC (10) Cl.** **11-02** D702,327 S * 4/2014 Dannrup D23/261

(52) **U.S. Cl.** D702,590 S * 4/2014 Moniz D11/144
USPC **D11/152** D784,771 S * 4/2017 Goodman D23/261
2016/0183485 A1 * 6/2016 Petry A01G 9/02
47/79

(58) **Field of Classification Search**
USPC D6/403-405, 556-558, 675, 683, 708.16,
D6/708.2; D9/428, 545, 643;
D11/143-156, 164; D7/701
CPC . A01G 9/00; A01G 9/02; A01G 9/028; A01G
9/04; A01G 9/042; A01G 9/045; A01G
9/10; A01G 27/005; A01G 27/006; A01G
27/02; A01G 31/00; A01G 31/001; A01G
31/02; A01G 7/045
See application file for complete search history.

* cited by examiner

Primary Examiner — Elizabeth Albert
(74) *Attorney, Agent, or Firm* — K. David Crockett, Esq.;
Niky Economy Syrengelas, Esq.; Crockett & Crockett, PC

(57) **CLAIM**

The ornamental design for a flowerpot, as shown and described.

(56) **References Cited**

U.S. PATENT DOCUMENTS

D62,770 S * 7/1923 Cochran D11/153
1,507,968 A * 9/1924 Johnson G01F 19/00
73/427
3,462,893 A * 8/1969 Kaiser E04B 1/3211
403/172
D237,731 S * 11/1975 Box D11/149
3,979,856 A * 9/1976 Belcher A01G 23/04
220/485
4,142,324 A * 3/1979 Magyar, Jr. A01G 9/10
47/75

DESCRIPTION

FIG. 1 is a perspective view of a flowerpot showing my new design;
FIG. 2 is a left side view thereof, the right side view being a mirror image of FIG. 2; and,
FIG. 3 is a top view thereof.
The broken lines showing the inside in FIG. 3 are included for the purpose of showing surfaces that form no part of the claimed design.

1 Claim, 3 Drawing Sheets

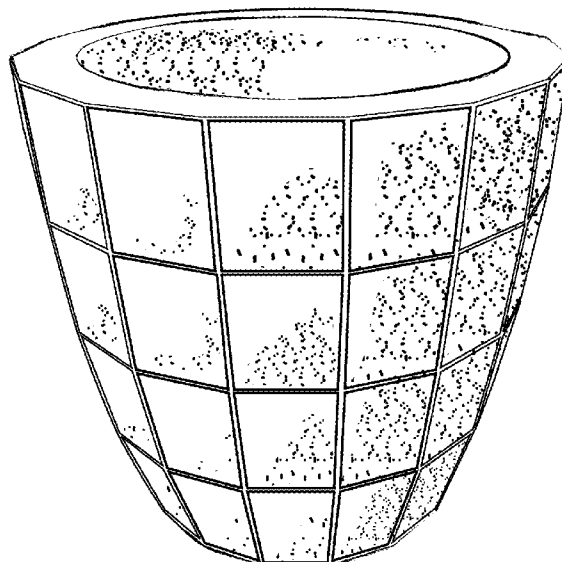


Fig. 1

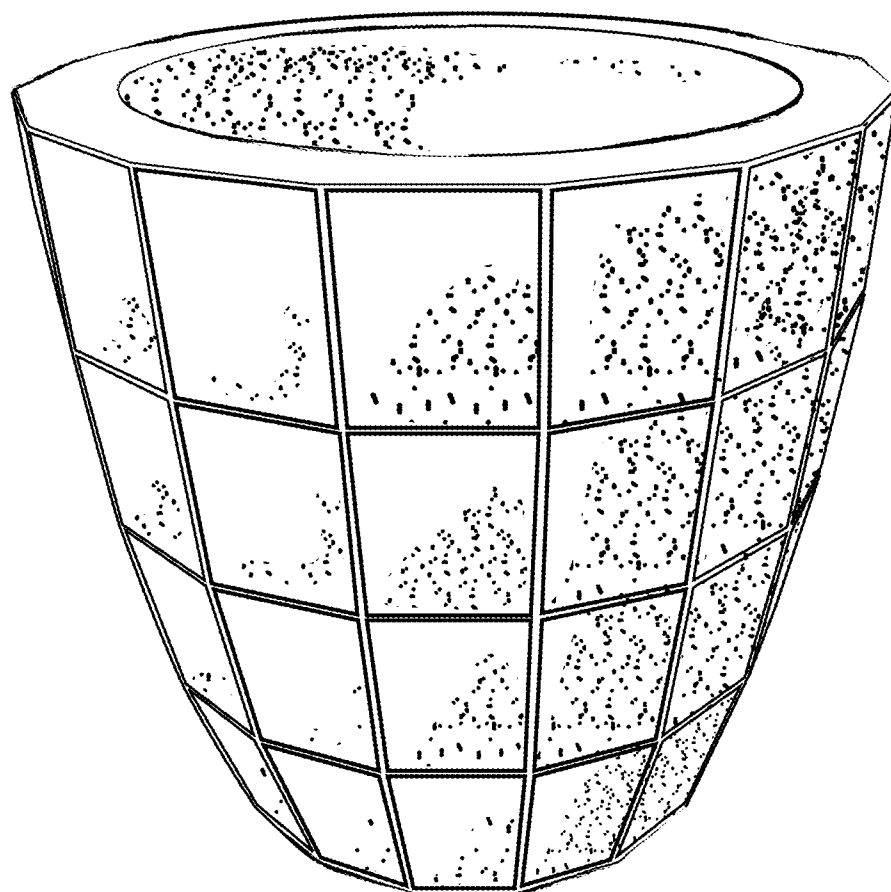


Fig. 2

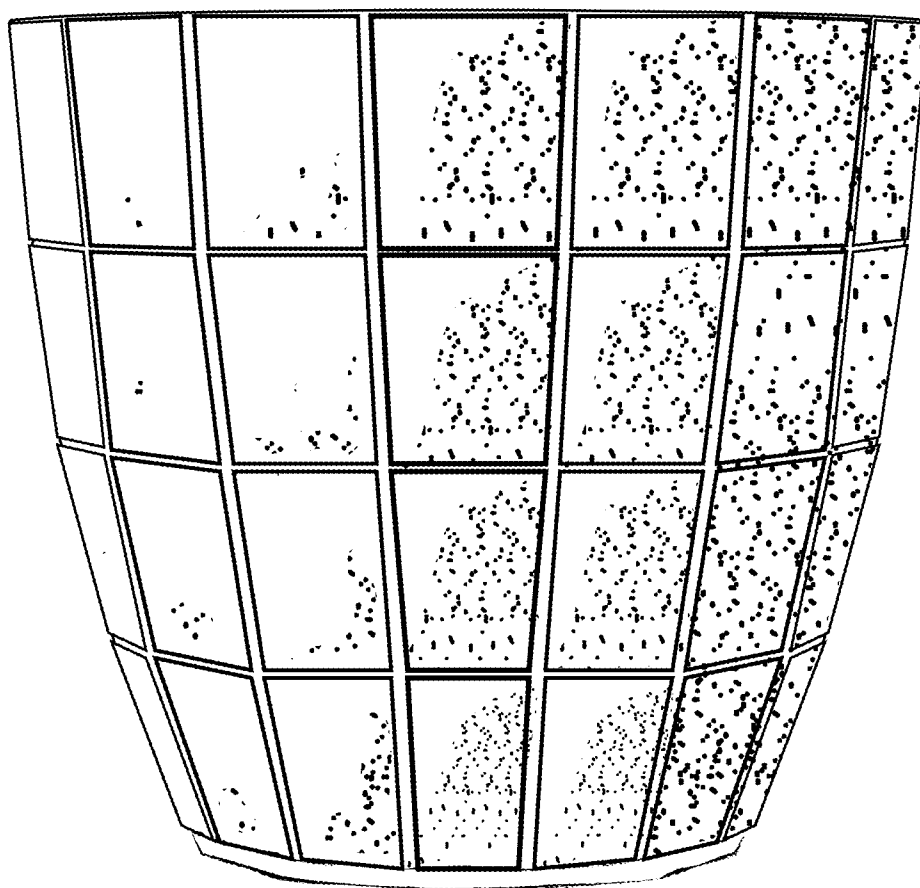


Fig. 3

